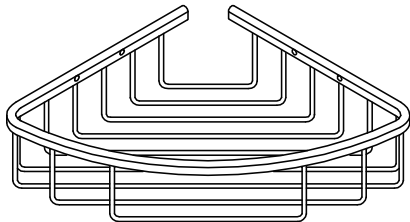


# INSTALLATION MANUAL

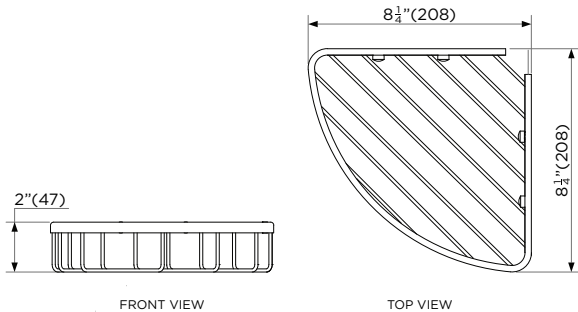
## SHOWER CADDY BASKET

---



**MODEL# ACB3**

## SPECIFICATIONS / TECHNICAL DATA



## TOOLS REQUIRED FOR INSTALLATION



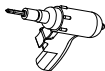
Tape Measure



Pencil/Marker





Level

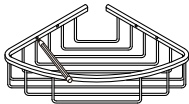


Drill

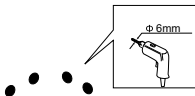
## PRODUCT COMPONENTS

|  |                    |
|--|--------------------|
| <br>(S6)    | <b>4</b><br>Pieces |
| <br>(M4*35) | <b>4</b><br>Pieces |

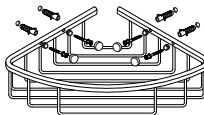
1



2



3



## CLEANING INSTRUCTIONS

Quality, technological processes and materials are the features that determine the high standards of our accessories.

- However, to avoid surface alternations, it is necessary to follow a few guidelines. Clean all finishes exclusively with soap and water, and dry with a soft cloth.
- Do not use coarse cloths, abrasive products, acids, ammonia products, caustic substances, bleach or solvents.
- In case of contact with these substances, rinse surfaces immediately and wipe dry.
- Remember that even fumes can damage metal. Wash accessories next to the toilet bowl at regular intervals to avoid corrosion.

